



















# ONYX<sup>®</sup> Remote Control Quick Reference Card



-  **LED (Red)** Flashes when a button is pressed
-  **Power (Green)** Turns ONYX on and off
-  **Find (Red)** Displays crosshairs and zooms out to help aim the camera
-  **Flip (Light Blue)** Cycles through four different picture orientations
-  **Video Mode (Blue)** Cycles through different color modes
-   **Brightness (Yellow)** Increases and decreases screen brightness
-   **Zoom (Black)** Zooms camera view in and out
-  **Freeze Frame (Red)** Freezes the current image displayed on the screen
-  **Focus Lock (Orange)** Turns Auto Focus on and off
-  **Reading Lines (Black and White)** Displays two horizontal reading lines
-  **Mask (Black and White)** Displays a mask to cover parts of the screen
-   **Width (White)** Moves bottom reading line or bottom part of mask
-   **Up and Down (Black)** Moves reading lines or mask on the screen